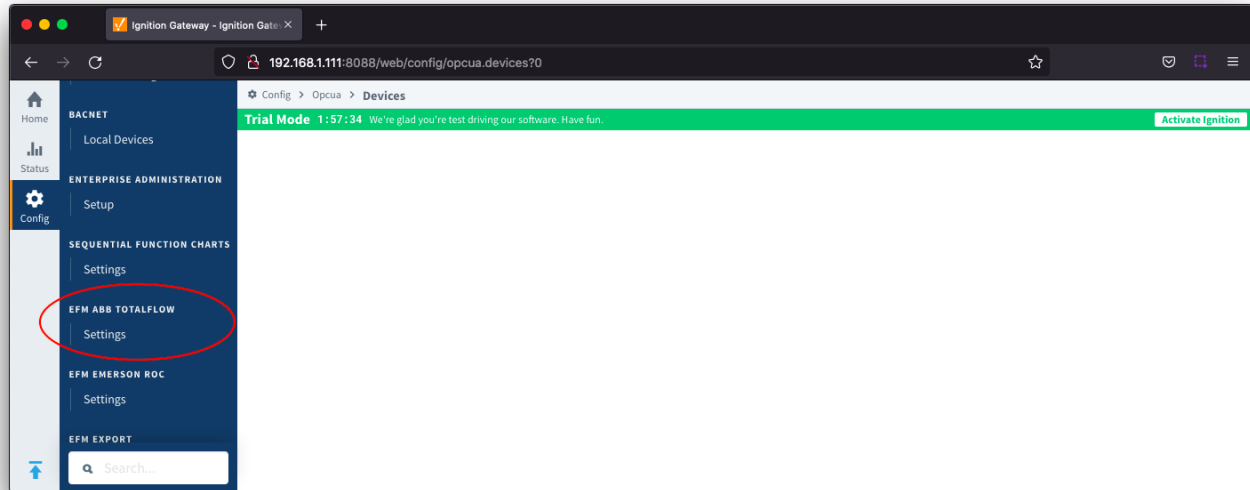


# ABB Totalflow: Configuration

EFM ABB Totalflow provides a configuration section to the Ignition Gateway and this can be seen in the left side menu bar of the Ignition Gateway web UI.



Please review the [EFM ABB Totalflow Quickstart](#) for all configuration steps required to pull data from a Totalflow into Ignition



The configuration options for each of the three tabs - [Array-Register Definitions](#), [Totalflow Application Definitions](#) and [EFM Mappings](#) - are detailed below.

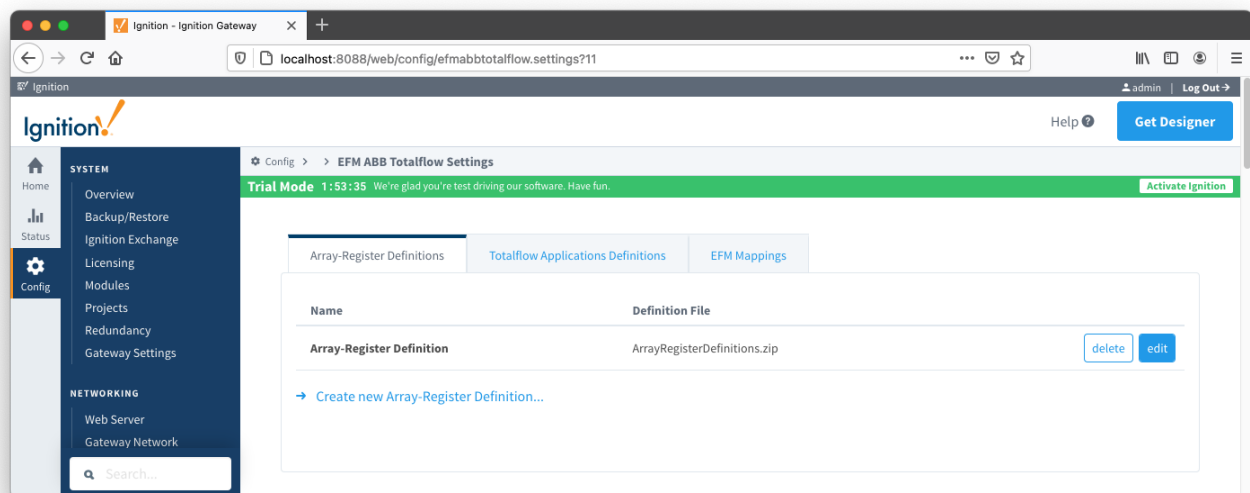


The Cirrus Link default [Array-Register Definitions](#) and [EFM Periodic Mapping](#) files can be used as a starting point for configuring the EFM ABB Totalflow module.

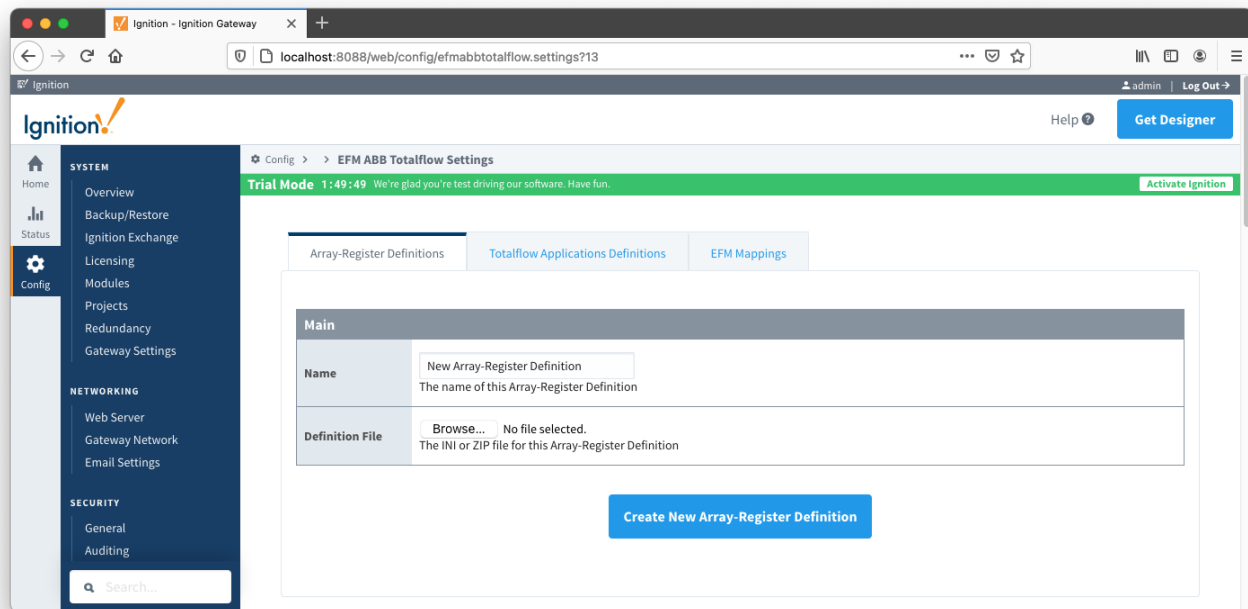
The [Totalflow Application Definitions](#) file can be used as an example if you need to add application definitions that are not known to the driver.

## Array-Register Definitions

The first tab contains settings for creating sets of Array-Register Definitions:



New Array-Register Definitions can be created by following the 'Create new Array-Register Definition' link as shown below:



## Main Properties

- **Name**
  - This is the friendly name of the Array-Register Definition being created
- **Definition File**
  - Click the 'Browse' button to select either ZIP archive containing INI files or individual INI file for this Array-Register Definition.
  - Totalflow INI files are configuration files for use with PCCU, G2-G5 and NGC devices. Note that multiple INI files need to be supplied in a ZIP archive.



It is best practice to add global Array-Register definitions before any Totalflow device connections are defined. If an Array-Register definition is added later, it needs to be added to a device connection manually. Even if device connection has the 'Add All Array-Register Definitions' option turned on, new global Array-Register definition will not be applied unless either added manually or device configuration is re-submitted.

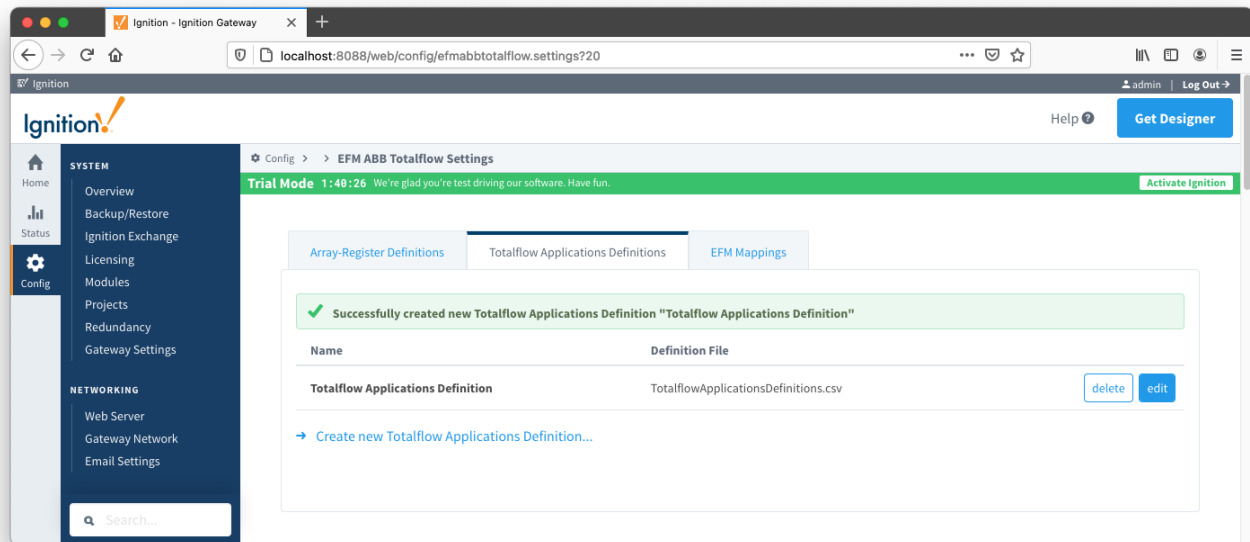
## Totalflow Applications Definitions

The Totalflow Applications Definitions provide the driver with application information.

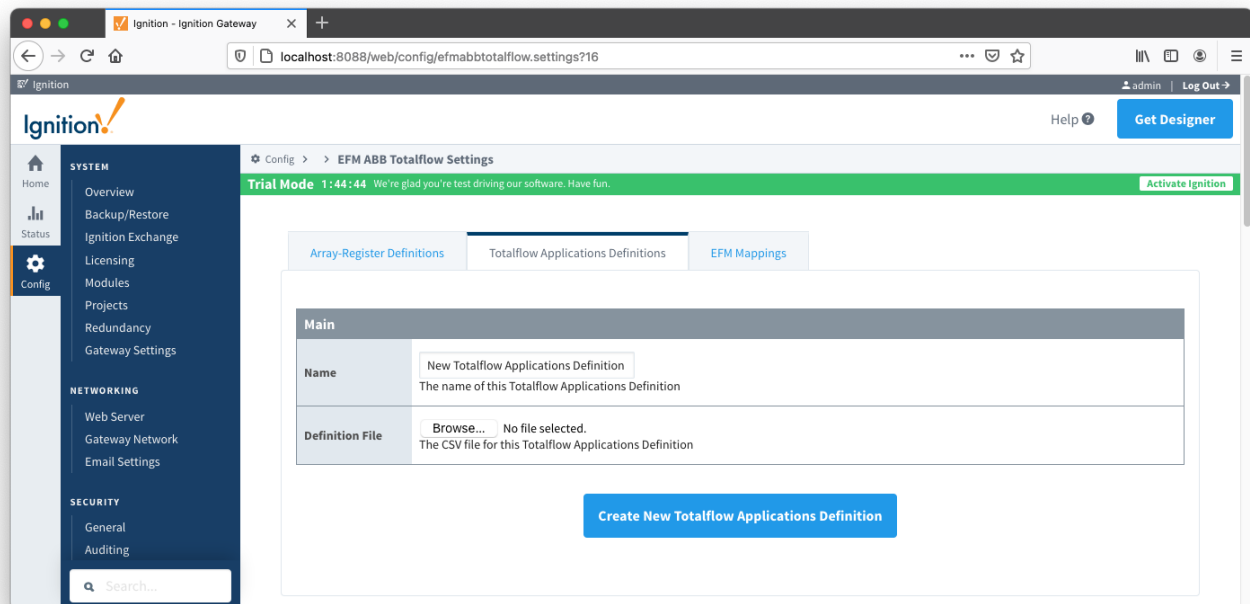


Review our [ABB Totalflow: All files CSV formats](#) for more details on the content of these application definition files.

The Totalflow Applications Definitions tab allows user to add new application definitions or modified existing ones that driver was build with. The tab shows all uploaded application definitions files as shown below:



A new Totalflow Applications Definition can be added by clicking on the "Create new Totalflow Applications Definition..." link.



## Main Properties


- **Name**
  - This is the friendly name of the Totalflow Applications Definition being created
- **CSV File**
  - Click the 'Browse' button to select CSV file for this Totalflow Applications Definition

## EFM Mappings

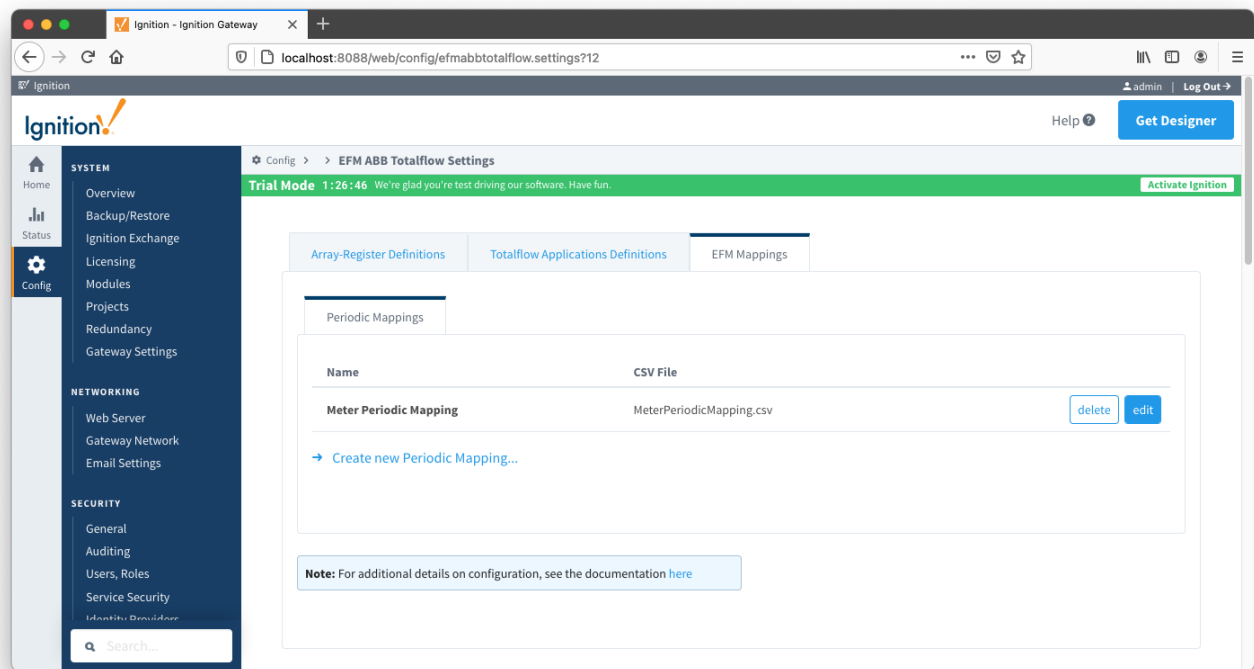
The EFM Mappings are used for publishing EFM Records representing Daily and Periodic History entries that are polled from a device.

# Periodic Mappings

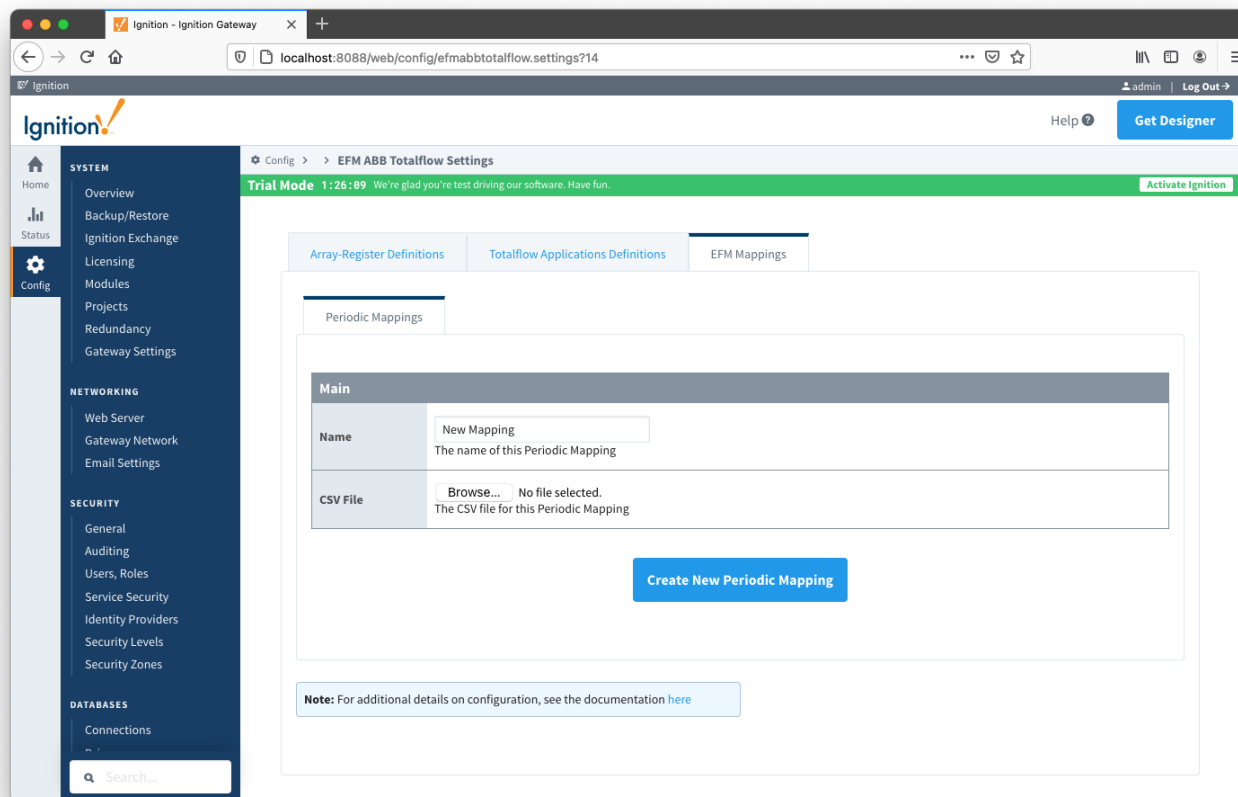
The periodic mapping files are used for building up EFM Daily and Periodic History Records and they define column names for record's fields.

 Review our [ABB Totalflow: All files CSV formats](#) for more details on the content of these mapping files.

The Periodic Mappings tab shows all uploaded Periodic Mapping files as shown below.



A new Periodic Mapping can be added by clicking on the "Create new Periodic Mapping..." link.



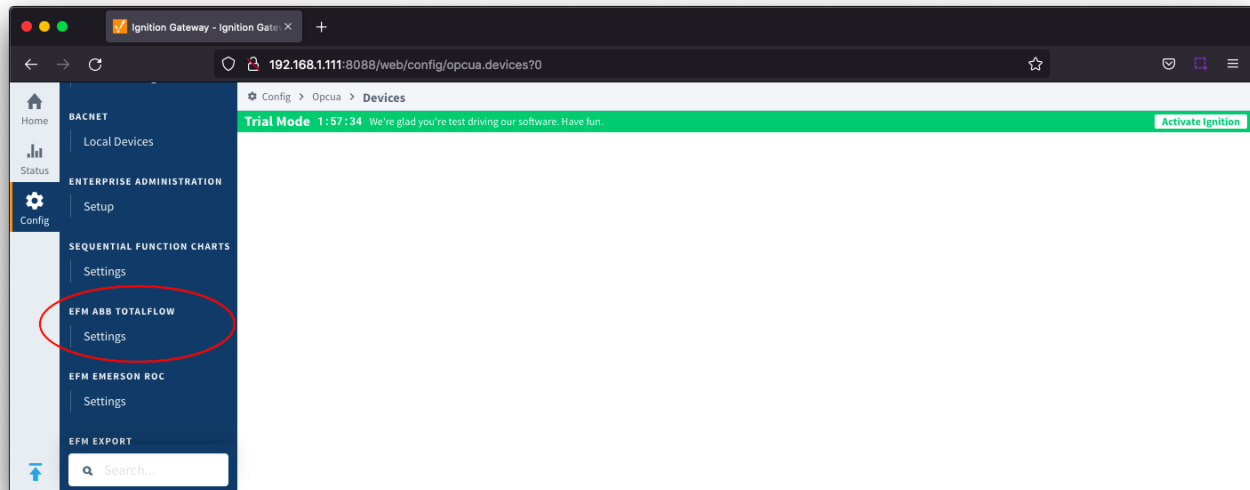
## Main Properties

- **Name**
  - This is the friendly name of the Periodic Mapping being created
- **CSV File**
  - Click the 'Browse' button to select CSV file for this Periodic Mapping

EFM ABB Totalflow provides a configuration section to the Ignition Gateway and this can be seen in the left side menu bar of the Ignition Gateway web UI.



Please review the [EFM ABB Totalflow Quickstart](#) for all configuration steps required to pull data from a Totalflow into Ignition



The configuration options for each of the three tabs - [Array-Register Definitions](#), [Totalflow Application Definitions](#) and [EFM Mappings](#) - are detailed below.

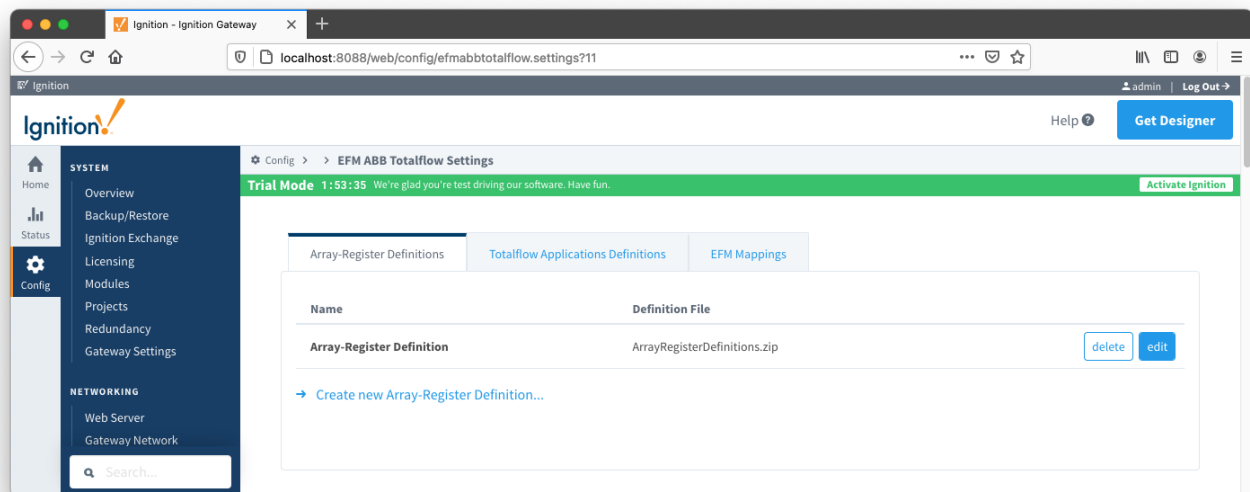


The Cirrus Link default [Array-Register Definitions](#) and [EFM Periodic Mapping](#) files can be used as a starting point for configuring the EFM ABB Totalflow module.

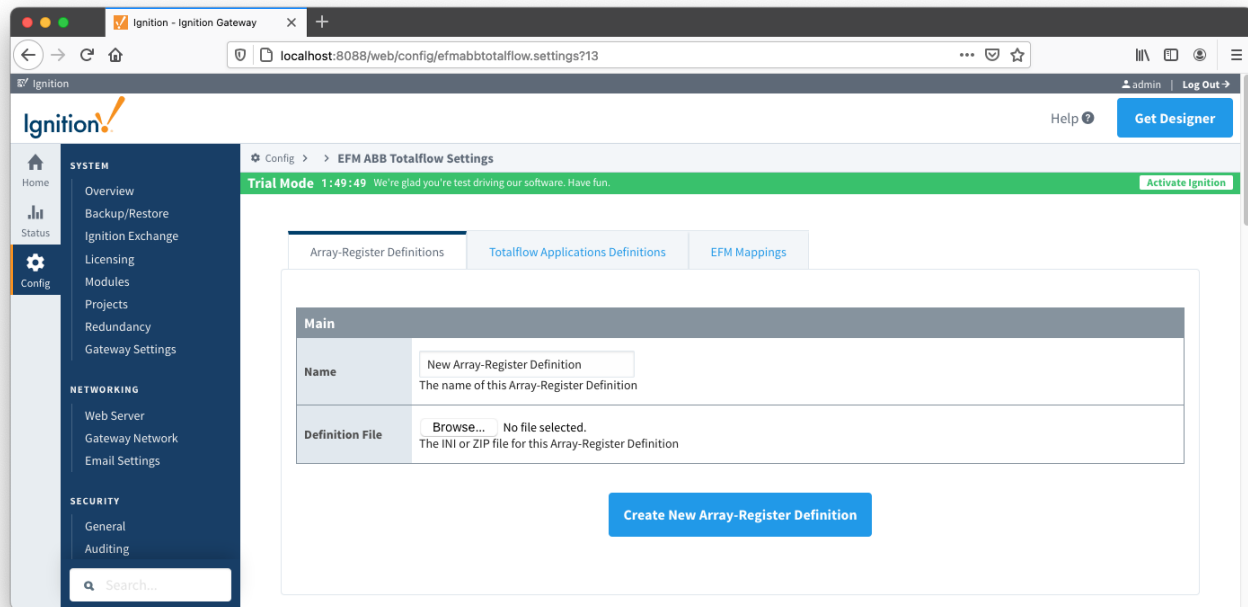
The [Totalflow Application Definitions](#) file can be used as an example if you need to add application definitions that are not known to the driver.

## Array-Register Definitions

The first tab contains settings for creating sets of Array-Register Definitions:



New Array-Register Definitions can be created by following the 'Create new Array-Register Definition' link as shown below:



## Main Properties

- **Name**
  - This is the friendly name of the Array-Register Definition being created
- **Definition File**
  - Click the 'Browse' button to select either ZIP archive containing INI files or individual INI file for this Array-Register Definition.
  - Totalflow INI files are configuration files for use with PCCU, G2-G5 and NGC devices. Note that multiple INI files need to be supplied in a ZIP archive.



It is best practice to add global Array-Register definitions before any Totalflow device connections are defined. If an Array-Register definition is added later, it needs to be added to a device connection manually. Even if device connection has the 'Add All Array-Register Definitions' option turned on, new global Array-Register definition will not be applied unless either added manually or device configuration is re-submitted.

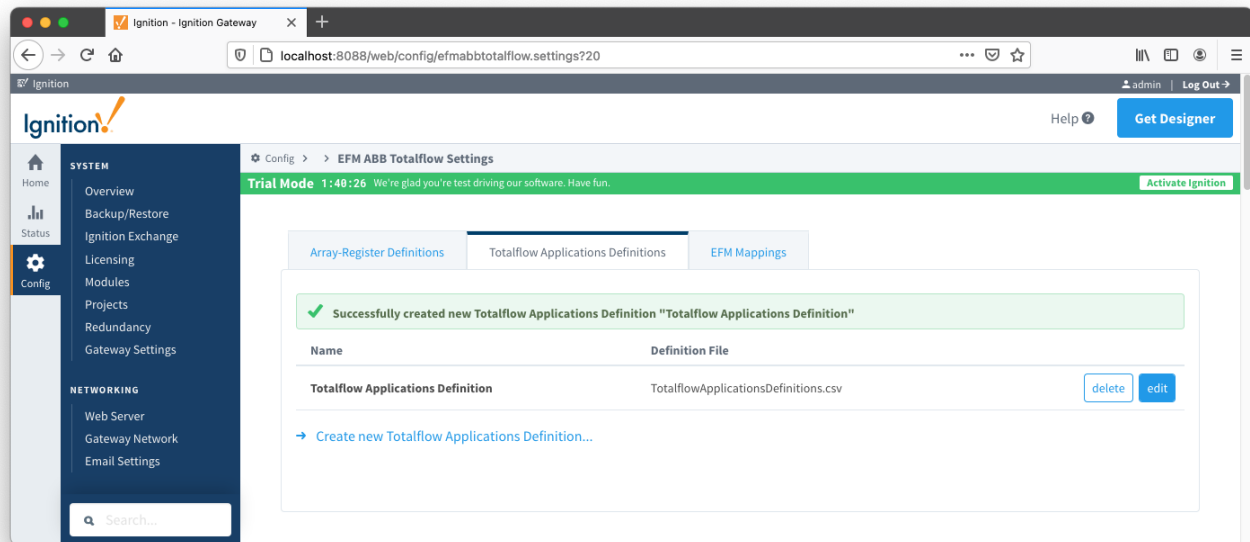
## Totalflow Applications Definitions

The Totalflow Applications Definitions provide the driver with application information.

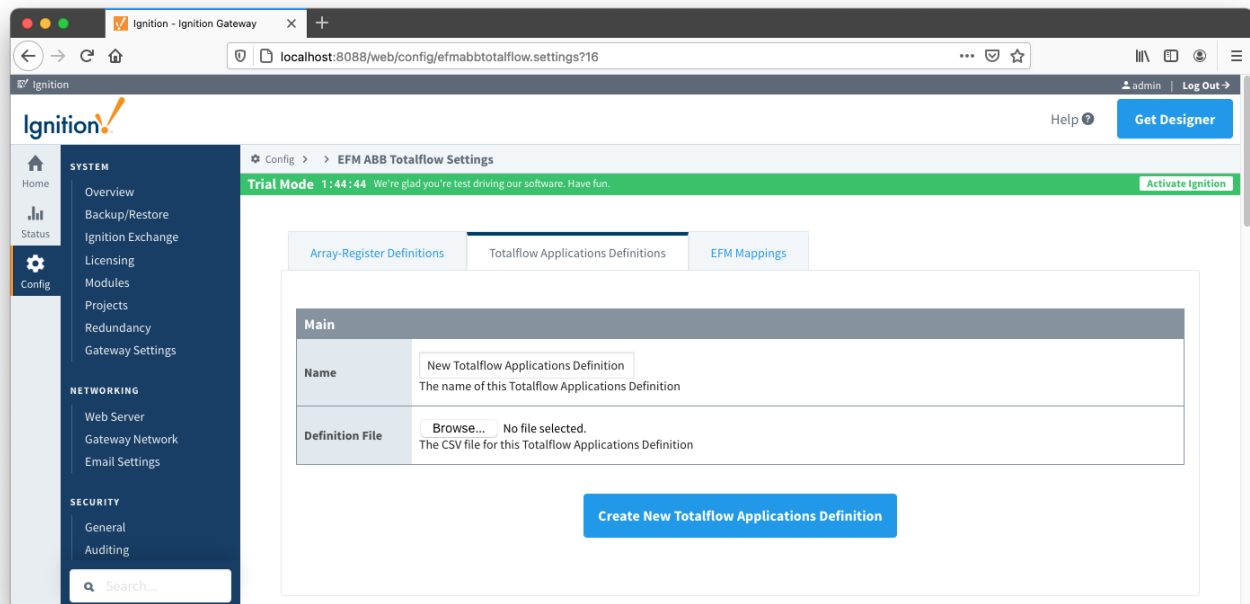


Review our [ABB Totalflow: All files CSV formats](#) for more details on the content of these application definition files.

The Totalflow Applications Definitions tab allows user to add new application definitions or modified existing ones that driver was build with. The tab shows all uploaded application definitions files as shown below:



A new Totalflow Applications Definition can be added by clicking on the "Create new Totalflow Applications Definition..." link.



## Main Properties

- **Name**
  - This is the friendly name of the Totalflow Applications Definition being created
- **CSV File**
  - Click the 'Browse' button to select CSV file for this Totalflow Applications Definition


## EFM Mappings

The EFM Mappings are used for publishing EFM Records representing Daily and Periodic History entries that are polled from a device.

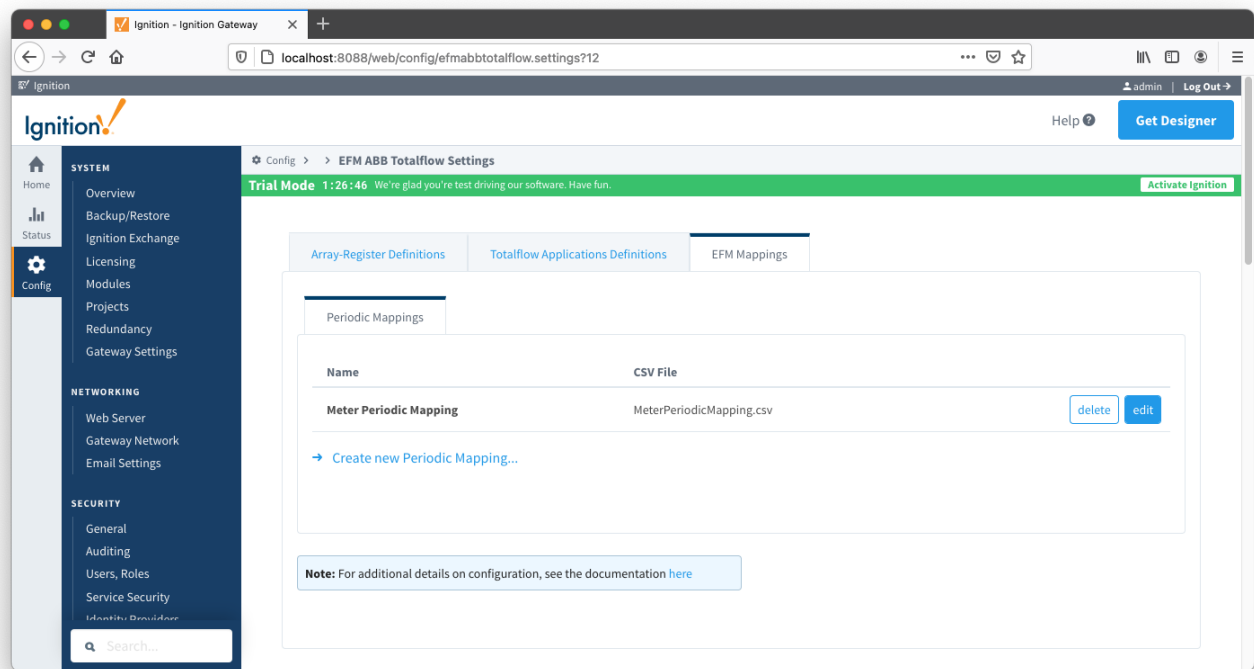


# Periodic Mappings

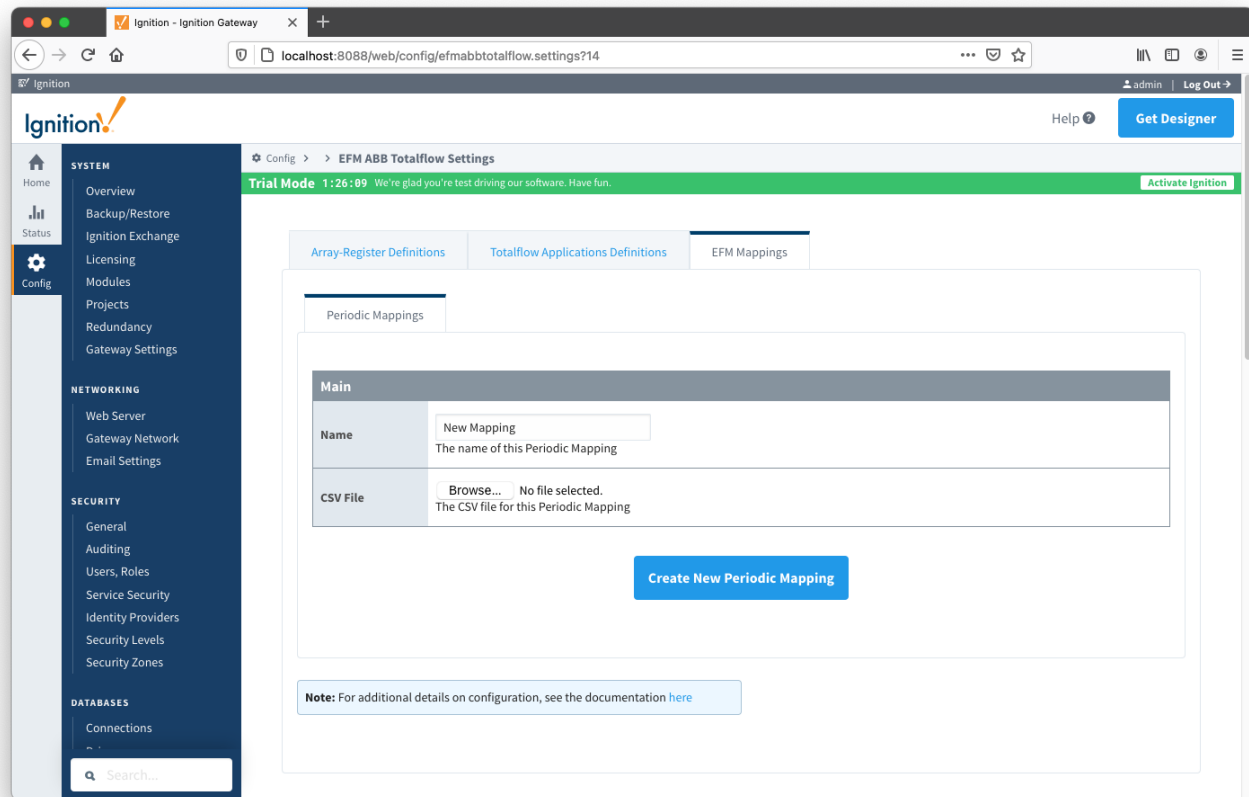
The periodic mapping files are used for building up EFM Daily and Periodic History Records and they define column names for record's fields.

 Review our [ABB Totalflow: All files CSV formats](#) for more details on the content of these mapping files.

The Periodic Mappings tab shows all uploaded Periodic Mapping files as shown below.



A new Periodic Mapping can be added by clicking on the "Create new Periodic Mapping..." link.



## Main Properties

- **Name**
  - This is the friendly name of the Periodic Mapping being created
- **CSV File**
  - Click the 'Browse' button to select CSV file for this Periodic Mapping