

# Module Installation

Cirrus Link's Ignition Modules can be downloaded from the [Ignition Strategic Partner Modules](#) download page.

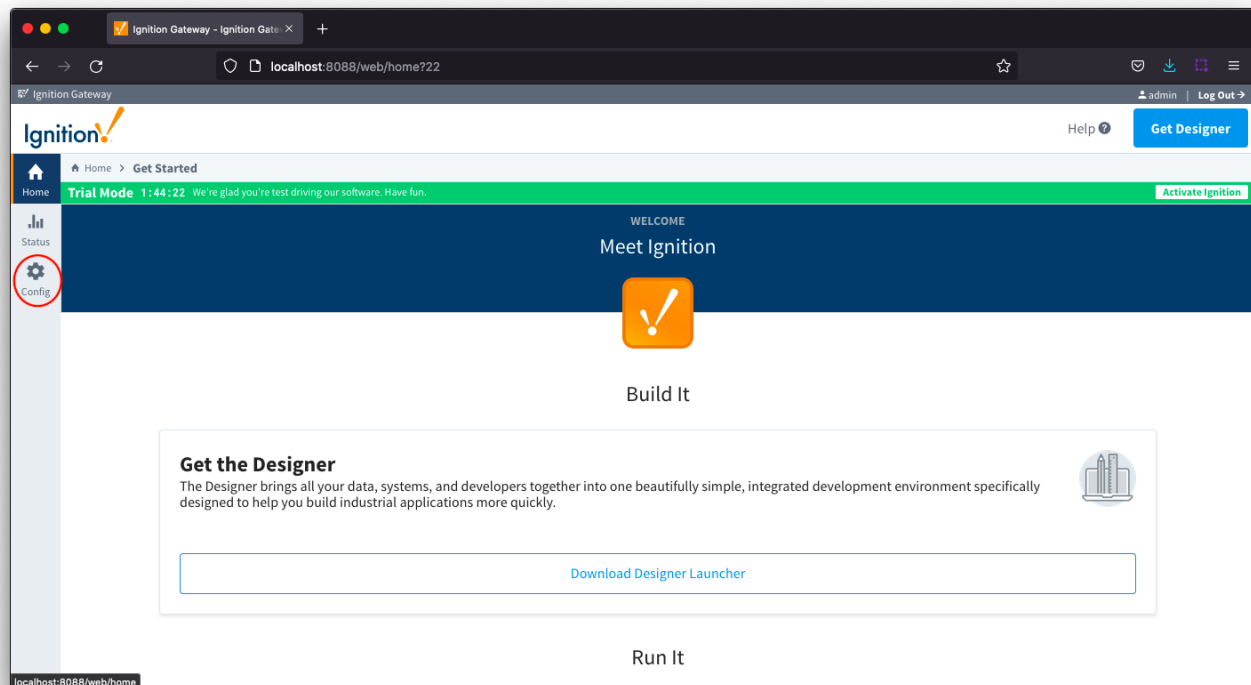
The modules are built to work with specific versions of Ignition and [this page](#) shows which versions of the Cirrus Link modules are compatible with which versions of Ignition.

Inductive Automation has a short [video](#) showing how to install modules into Ignition along with specific videos for each of the MQTT Modules as well:

- [Videos: Installing MQTT Distributor](#)
- [Videos: Installing MQTT Engine](#)
- [Videos: Installing MQTT Transmission](#)

To install, browse to your Ignition Gateway's web UI (the default URL is: <http://localhost:8088>) and login, if required, using the default username / password configured by the user when the gateway was installed.

From the Ignition left side bar, click on the Config tab:



Under the **SYSTEM** heading click on **Modules**.

The screenshot shows the Ignition Gateway web interface. The left sidebar has a 'SYSTEM' heading with a sub-menu containing 'Overview', 'Backup/Restore', 'Ignition Exchange', 'Licensing', 'Modules' (circled in red), 'Projects', 'Redundancy', and 'Gateway Settings'. The main content area is titled 'Module Configuration' and shows a table of installed modules under the heading 'Inductive Automation'. The table has columns for Name, Version, Description, License, and State. The modules listed are Alarm Notification, Allen-Bradley Driver, BACnet Driver, DNP3 Driver, Enterprise Administration, Logix Driver, Modbus Driver, and Omron Driver. Each row has a 'More' button and a 'restart' button.

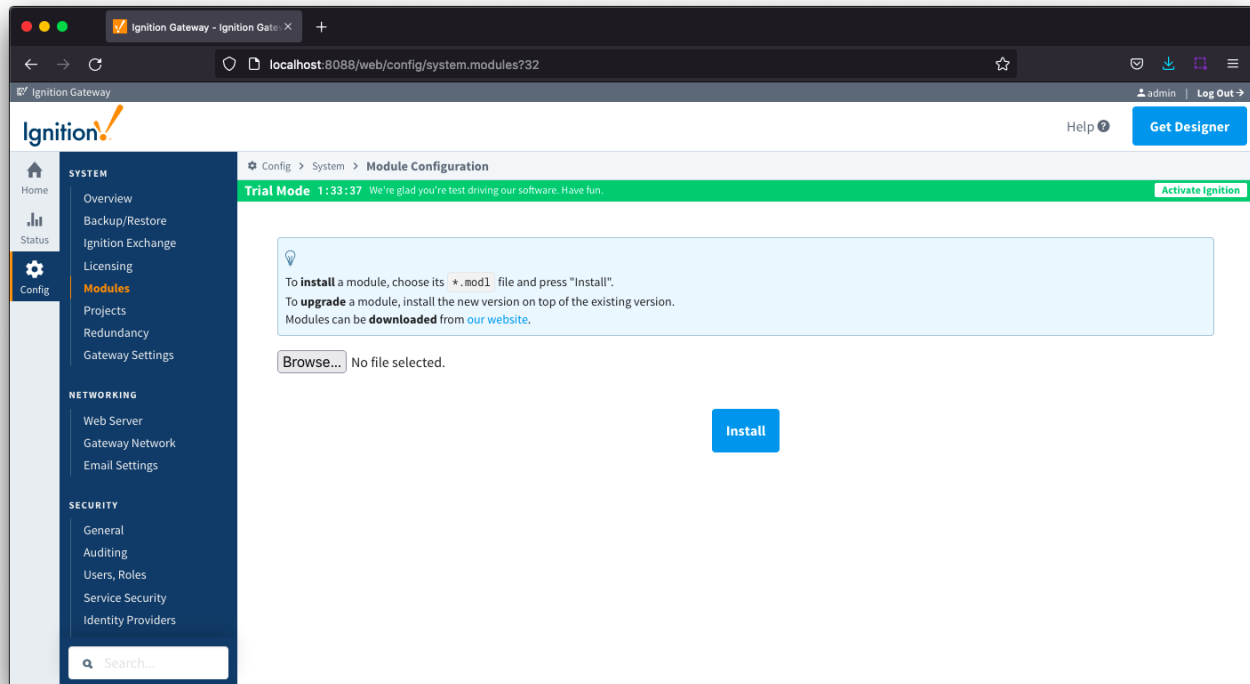
Name	Version	Description	License	State
Alarm Notification	6.1.13 (b2021122109)	Provides alarm notifications via email.	Trial	Running
Allen-Bradley Driver	6.1.13 (b2021122109)	Allen-Bradley driver suite for the OPC UA module.	Trial	Running
BACnet Driver	2.1.13 (b2021122109)	A driver for communicating with devices via BACnet.	Trial	Running
DNP3 Driver	4.1.13 (b2021122109)	A driver supporting DNP3 (Distributed Network Protocol) device.	Trial	Running
Enterprise Administration	4.1.13 (b2021122109)	A remote Gateway administration system, allowing you to manage Gateways and automate tasks from a single controller.	Trial	Running
Logix Driver	5.1.13 (b2021122109)	A driver for communicating with Allen-Bradley Logix5000 series PLCs, and includes firmware version 21 support.	Trial	Running
Modbus Driver	7.1.13 (b2021122109)	A driver for communicating with devices via Modbus-TCP.	Trial	Running
Omron Driver	4.1.13 (b2021122109)	Drivers for Omron PLCs.	Trial	Running

Scroll to the bottom of the page and click on the link "Install or Upgrade a Module..."

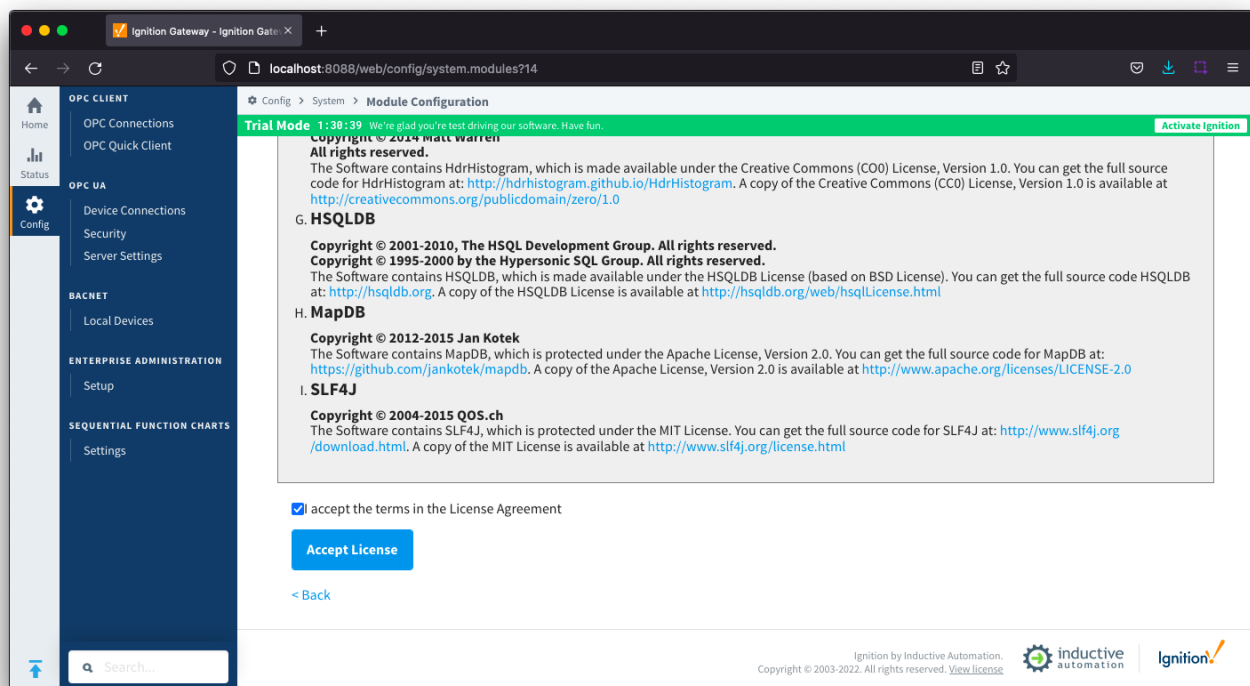
The screenshot shows the Ignition Gateway web interface, scrolled down to the bottom. The left sidebar has a 'CONFIG' heading with a sub-menu containing 'On-Call Rosters', 'Schedules', 'TAGS', 'History', 'Realtime', 'OPC CLIENT', 'OPC UA', 'BACNET', 'ENTERPRISE ADMINISTRATION', and 'SEQUENTIAL FUNCTION CHARTS'. The main content area is titled 'Module Configuration' and shows a table of installed modules. The modules listed are Siemens Drivers, SMS Notification, SQL Bridge, Symbol Factory, Tag Historian, UDP and TCP Drivers, Vision, Web Browser, and WebDev. Each row has a 'More' button and a 'restart' button. At the bottom of the page, there is a link '→ Install or Upgrade a Module...' circled in red. Below this link is a note: 'Note: For details about a module's status, see the Module Status page.'

Name	Version	Description	License	State
Siemens Drivers	6.1.13 (b2021122109)	Siemens S7-300, S7-400 and S7-1200 drivers.	Trial	Running
SMS Notification	6.1.13 (b2021122109)	Adds SMS notifications to Alarming.	Trial	Running
SQL Bridge	10.1.13 (b2021122109)	An OPC-to-SQL data logger and transaction manager.	Trial	Running
Symbol Factory	7.1.13 (b2021122109)	Vector graphics clipart library for the Vision module.	Trial	Loaded
Tag Historian	4.1.13 (b2021122109)	Turns any database into a powerful historian that can store and drive data in Ignition.	Trial	Running
UDP and TCP Drivers	6.1.13 (b2021122109)	Drivers for receiving and parsing UDP or TCP packets.	Trial	Running
Vision	11.1.13 (b2021122109)	A module that provides web-launched HMI/SCADA clients.	Trial	Running
Web Browser	5.1.13 (b2021122109)	Adds a web browser component to the Vision module.	Trial	Loaded
WebDev	5.1.13 (b2021122109)	Allows you to create and serve basic web resources and respond to web requests through scripting.	Trial	Running

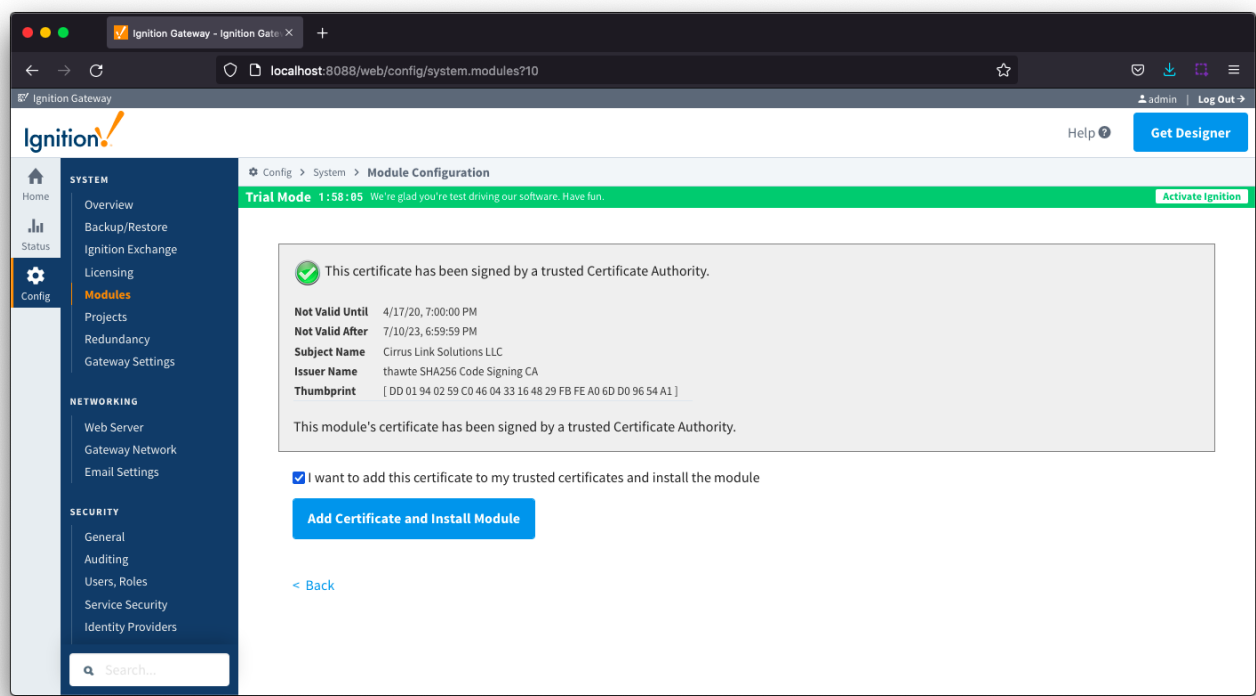
Select the 'Browse' button, browse to the MQTT Module to install and then click the Install button.



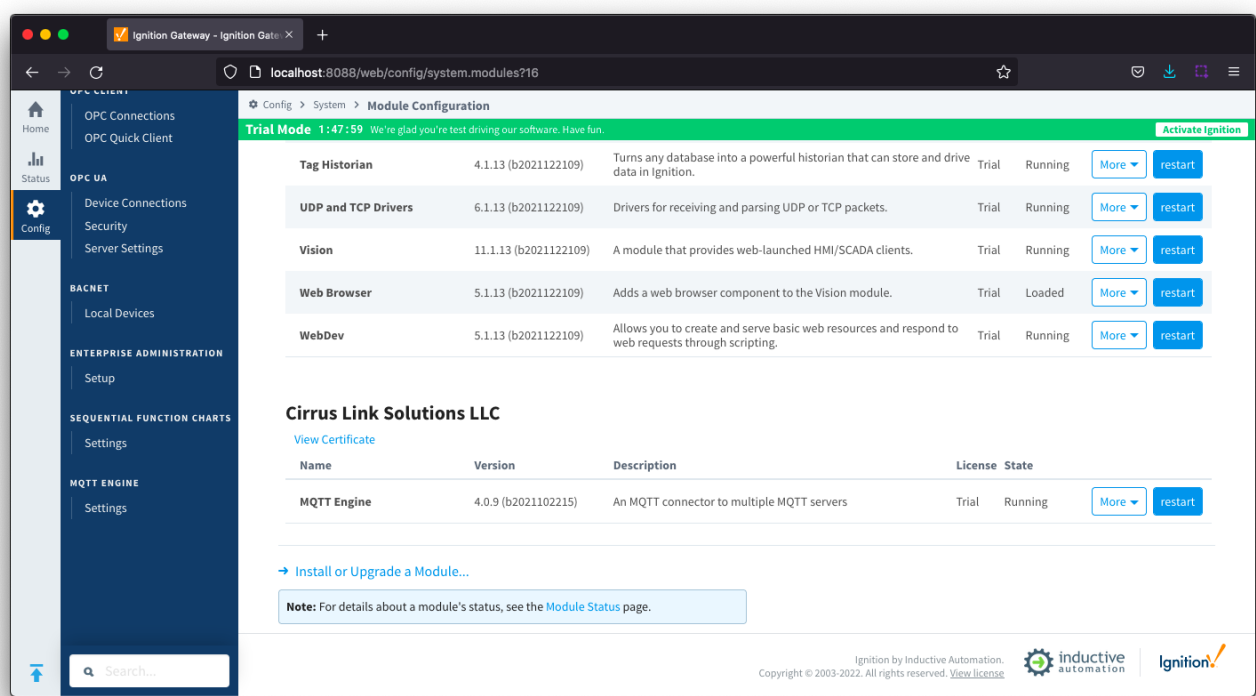
After clicking the Install button you may be asked to accept the license agreement. If you accept, click the 'I accept' check box and then click the 'Accept License' button.



You may also be asked to add the module's trusted certificate. If so, click the 'I want to add this certificate to my trusted certificates and install the module' check box and then click the 'Add Certificate and Install Module' button.



The module should now be successfully installed and appear in the list under the Cirrus Link Solutions LLC heading:



Repeat the above steps for each module that you are installing.

## Additional Resources

- Inductive Automation's Ignition download with free trial
  - [Current Ignition Release](#)
- Cirrus Link Solutions Modules for Ignition
  - [Ignition Strategic Partner Modules](#)
- Support questions
  - Check out the Cirrus Link Forum: <https://forum.cirrus-link.com/>
  - Contact support: [support@cirrus-link.com](mailto:support@cirrus-link.com)
- Sales questions
  - Email: [sales@cirrus-link.com](mailto:sales@cirrus-link.com)
  - Phone: +1 (844) 924-7787
- About Cirrus Link
  - <https://www.cirrus-link.com/about-us/>